

OAKLAND CUSD #5

3RD GRADE
APRIL 13-17, 2020

DEDE CHILDRESS

Week of April 13-17

Mrs. Childress's 3rd Grade

Mrs. Childress's office hours:

Monday 8-10am

Tuesday 10-12

Wednesday 12-2pm

Thursday 2-4pm

You may email completed work to dede.childress@oakland5.org (or drop off at school) every Monday.

Subject	Choice 1	Choice 2	Choice 3
Math (Choose 1 to turn in)	Complete the multiple choice review questions that are attached. (2 pages)	Complete a Drops in the Bucket. (attached #29)	Complete the word problems that are attached.
Reading (Choose 1 to turn in)	Read a story of your choice and answer the 4 questions.	Read a story of your choice and tell what happened in the beginning, middle, and end of the story.	Read a story of your choice and complete a book report. (2 pages)
Writing (Choose 1 to turn in)	Write down 5 things you did today in sequential order using words like <i>first</i> , <i>next</i> , <i>then</i> , and <i>last</i> .	Write a letter to a member of your family that you haven't seen in a while.	Make up your own story. Must be one page long.
Free Choice Option #1 (Choose 1 to turn in)	Review the lifecycle of a butterfly in your science book. Draw and label each stage of the lifecycle of a butterfly.	Use your Social Studies textbook to write the definitions listed on the attached worksheet. (2 pages)	Set a timer for 5 minutes and write down every word that comes to mind in cursive. Look around the room and write whatever you see. Fix any spelling errors after the timer goes off.
Free Choice Option #2 (Choose 1 to turn in)	Review the lifecycle of a frog in your science book. Draw and label each stage of the lifecycle of a frog.	Draw a map of your house. If you live in a two story house, draw a map for each story. Label each room.	Write your full name (First, middle, and last) 10 times in cursive.

Name _____

Date Mrs Childress 3rd Grade

Standardized Test Practice

Week 2 - April 13-17

math choice #1 page #1

Read each question. Fill in the correct answer.

1. Michelle needs 4 pieces of ribbon that are each 6 inches long. How many inches of ribbon does she need?



- (A) 20 inches (C) 32 inches
(B) 24 inches (D) 36 inches

4. Select the expression to match the phrase.

5 more than 7

- (F) 5×7
(G) $35 \div 5$
(H) $7 + 5$
(I) $7 - 5$

2. Mrs. Harriet bought 18 oranges. They were divided equally among 3 baskets. How many oranges were in each basket?

- (F) 6 oranges (H) 10 oranges
(G) 8 oranges (I) 12 oranges

5. Select the expression to match the phrase.

4 people equally divide \$24

- (A) 4×6
(B) $24 \div 4$
(C) $24 - 4$
(D) $4 + 6$

3. Samantha bought 4 magazines for \$3 each. How much did Samantha spend on the magazines?

- (A) \$16 (C) \$12
(B) \$15 (D) \$10

6. Select an equation to represent the sentence. 12 inches fewer than 20 inches is x inches

- (F) $20 + 12 = x$
(G) $20 - 12 = x$
(H) $20 \div 12 = x$
(I) $20 \times 12 = x$

GO ON ►

Name _____

Date Mrs. Childress 3rd Grade**Standardized Test Practice***(continued) Week 2 - April 13-17**Math Choice #1 page #2*

7. Select an equation to represent the sentence. 18 games divided equally among y students equals 9 games.

- (A) $18 - 9 = y$
 (B) $18 \times 9 = y$
 (C) $18 \div 9 = y$
 (D) $18 \div y = 9$

10. Lonnie bought 4 comic books for \$3 each. He gave the cashier \$20. How much change did he receive?




- (F) \$8 (H) \$6
 (G) \$7 (I) \$5

8. Select the expression to match the situation. Harry had 15 baseball caps. He threw away 3 torn hats and gave his brother half of the rest. How many hats did Harry have left?



- (F) $(15 - 3) \div 2$
 (G) $15 - (3 \div 2)$
 (H) $15 + 3 \div 2$
 (I) $(15 - 3) \times 2$

11. The Perkins family picked 12 green apples and twice as many red apples. They ate 6 apples on the way home. How many apples were left?



- (A) 15 apples (C) 25 apples
 (B) 20 apples (D) 30 apples

9. Select the expression to match the situation. Ginny bought 5 boxes of markers. Each box had 8 markers. She divided the markers equally among 4 friends. How many markers did each friend receive?

- (A) $(5 + 8) + 4$ (C) $(5 \times 8) - 4$
 (B) $(5 \times 8) \div 4$ (D) $(4 \times 8) \div 5$

12. Mrs. Lowes had 14 muffins. She ate two muffins and divided the rest among her three children. How many muffins did each child receive?

- (F) 5 muffins
 (G) 4 muffins
 (H) 3 muffins
 (I) 2 muffins



Name _____

Math choice #2

Score _____

1



_____	=	_____	7	8	9	11	15	13
_____	=	_____	+4	+7	+5	-8	-9	-9
_____	=	_____						
_____	=	_____						

Basic Facts

2

Write the numbers that come before and after.

_____ 80 85 90 _____

Patterns and Progressions

3



Beth cut her pizza into fourths. How many pieces was that? _____
 What part of the pizza did she eat? _____
 Now how much of her pizza is left? _____

Fractions

4

Put numbers on the clock to show the time that is five minutes later than two o'clock.



Time

5

970	436	700	\$3.51
+ 340	+ 136	- 351	- .27

Algorithms

6

six thousand eight hundred one



Number Words

7

Al is three years older than his little sister Jill. Jill is seven. How old is Al?



Jill

Story Problems


8

Write an equation using these numbers and signs.
 -, =, 16, 9, 7

Words and Symbols


9

Circle the scissors that are open to form the greatest angle.



Place Value, Graphs, and Geometry

10



Write the amount in words and numbers.

Money

Name : _____

Teacher : _____

Mrs. Childers 3rd Grade
Week 2 - April 13-17
Math Choice #3

Word Problems

- 1) Sally had 35 baseball cards, and 7 were torn. Keith bought 23 of Sally's baseball cards. How many baseball cards does Sally have now ? _____
- 2) Dan has 18 books. Tim has 39 books.
How many books do they have together ? _____
- 3) Jessica found 48 seashells on the beach, she gave Alyssa 21 of the seashells. How many seashells does she now have ? _____
- 4) Mary has forty-nine red and forty-two black balloons. Alyssa took eighteen of Mary's red balloons. How many red balloons does Mary now have ? _____
- 5) Sara had thirty-eight dimes in her bank. She spent eleven of her dimes. How many dimes does she have now ? _____
- 6) There are 48 erasers in the drawer. Mike placed 16 more erasers in the drawer. How many erasers are now there in all ? _____
- 7) There are forty-five rose bushes and thirty-seven dogwood trees currently in the park. Park workers will plant twenty-three more rose bushes today. How many rose bushes will the park have when the workers are finished ? _____
- 8) Jessica's high school played 44 football games this year, 13 of the games were played at night. She attended 11 games. How many football games did Jessica miss ? _____
- 9) Melanie grew twenty-nine carrots. Keith grew thirty-five carrots. How many carrots did they grow in all ? _____
- 10) Dan picked fourteen oranges and Tom picked forty-nine oranges. Mary picked twenty-six limes. How many oranges were picked in total ? _____



Mrs. Childress

3rd Grade

Week: 2 April 13-17

Reading Choice #1

Directions: Read a book of your choice and answer the following questions *in cursive*.

Name: _____

Title of Book: _____

Author: _____

If it is a chapter book, tell me the pages you read: _____

Please answer each question in complete sentences and in your best cursive handwriting.

1. Who is the main character in the book? If there is more than one, list them all.
2. What is the setting of the story?(Where/When did it take place?)
3. Who is telling the story?(Remember: In first person, the narrator is usually a main character and uses words like *I* and *me*.)
4. Does this story have a theme? If so, what is it? (Theme: message or lesson the reader learns by reading the story.)

Mrs. Childress

3rd Grade

Week: 2 April 13-17

Reading Choice #2

Directions: Read a book of your choice and answer the following questions *in cursive*.

Name: _____

Title of Book: _____

Author: _____

If it is a chapter book, tell me the pages you read: _____

Directions: Write two sentences for each: Tell what happened in the beginning of the story, the middle of the story, and the end of the story.

Beginning: _____

Middle: _____

End: _____

Mrs. Childress

3rd Grade

Week: 2 April 13-17

Reading Choice #3

Directions: Read a book of your choice and answer the following questions. Answers should be written in complete sentences and in your best cursive handwriting.

Name: _____

Title of the Book: _____

Main Characters: _____

Setting of the Book: _____

What genre was the book you read? (fiction, nonfiction, historical fiction, fantasy, realistic fiction, fable, science fiction, mystery, biography) Circle one.

What happened in the beginning of the book? _____

What happened in the middle of the book? _____

PAGE 2

Mrs. Childress

3rd Grade

Week: 2 April 13-17

Reading Choice #3

What happened at the end of the book? _____

What was your favorite part of the book and why? _____

Mrs. Childress
3rd Grade
Week: 2 April 13-17
Writing Choice #1

Name: _____

Directions: Write down 5 things you did today (in sequential order, using words like *first*, *next*, *then*, *finally* or *last*) in complete sentences and in your best cursive handwriting.

1. _____

2. _____

3. _____

4. _____

5. _____

Mrs. Childress
3rd Grade
Week: 2 April 13-17
Writing Choice #2

Name: _____

Directions: Write a letter to a family member in your best cursive handwriting. Must be at least 5 sentences long.

Dear _____,

Sincerely,

Mrs. Childress

3rd Grade

Week: 2 April 13-17

Free Choice Option #1- Choice #2

Name: _____

Using your social studies book, find the vocabulary words listed below and write out (or type) the definition of each word. Vocabulary words will be in Chapter 8- Pages 190-207

Pilgrim: _____

Colony: _____

Settler: _____

Chore: _____

Blacksmith: _____

Wigwam: _____

PAGE 2

Mrs. Childress

3rd Grade

Week: 2 April 13-17

Free Choice Option #1- Choice #2

Name: _____

Custom: _____

Crew: _____

Mrs. Childress 3rd Grade Week 2-Apr. 13-17 Free option #1 choice #3
set a timer for 5 minutes and write every word that comes to mind.
(in cursive)

Mrs. Childress 3rd Grade Week 2 - Apr. 13-17 Free Option #2 choice #3
write your full name 10 times in cursive.

Week of April 6-10, 2020

2nd/3rd PE

Coach Kappy

Please pick 3 out of the 5 activities to do for the week. Please email me a picture of your child completing the activities and the dates or email me a description of the activities. You or your child may also write a few sentences about the activity and submit to the homework box located in the Lake Crest foyer.

Please email me at jenny.kapraun-veach@oakland5.org or call the school and leave a message, and I will give you a call as soon as I can.

Class	Choice 1	Choice 2	Choice 3	Choice 4	Choice 5
2nd/ 3rd Grade	Ride your bike for 15-20 minutes	25 Forward Jump Ropes 25 Backward Jump Ropes 25 Jumping Jacks 10 Burpees	Play Basketball for 15-20 minutes	25 Forward & Backward Line Hops 25 Side to Side Line Hops 10 Windmills 10 Toe Touches 25 Jumping Jacks	Run 5 times around your house (outside) or run 5 times around your yard

Week of April 6-17, 2020

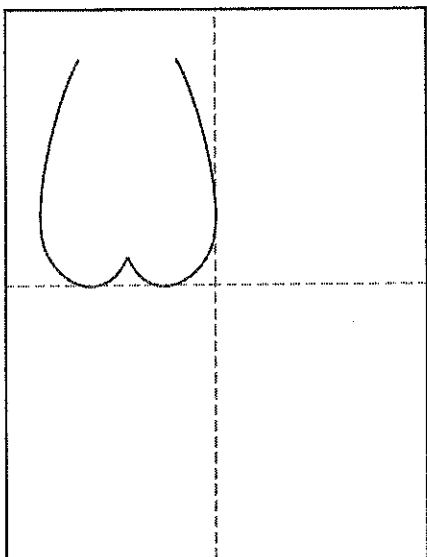
3rd Grade Art

Mrs. Sweeney

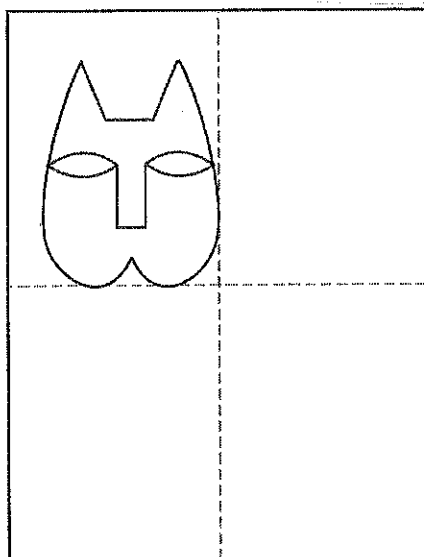
Please pick 1 out of the 3 activities to complete every other week. Please email me a picture of your child completing the activities or submit the activity to the homework box located in the Lake Crest foyer. Some of the art projects require supplies. Please feel free to improvise if you do not have the required supplies, or reach out to me or the office and we will work together to get you what we need. Some basic supplies will be available for pick-up in the Lake Crest foyer.

Please email me at jill.sweeney@oakland5.org or call the school and leave a message, and I will give you a call as soon as I can. My office hours are 8-10 am on Mondays and Wednesdays and Tuesdays 10-12. I will be readily available at those times.

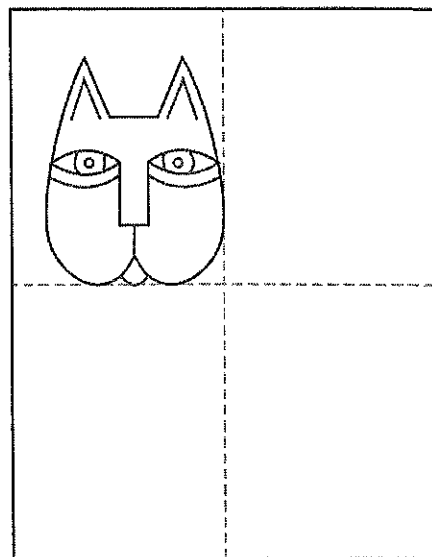
Class	Choice 1	Choice 2	Choice 3
3rd Grade	Cat Drawing	Monster Game	Rubbings/Texture Animal



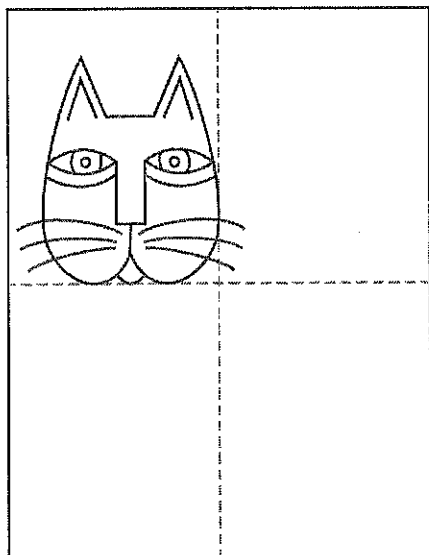
1. Make guide lines. Start the head.



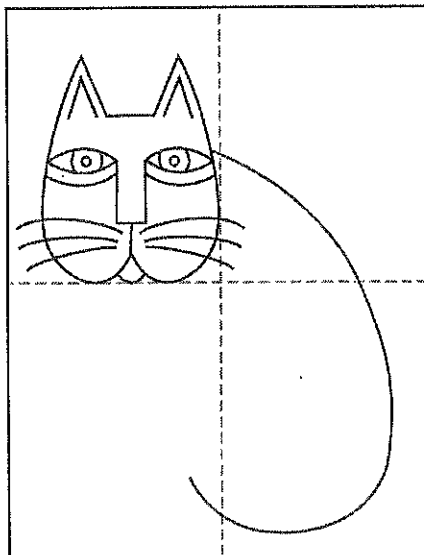
2. Finish head. Add eyes, nose.



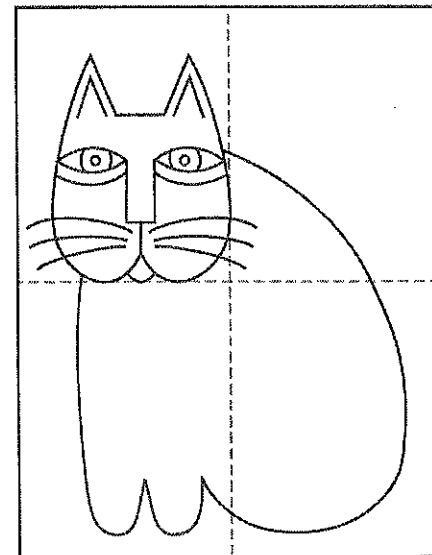
3. Add the details shown.



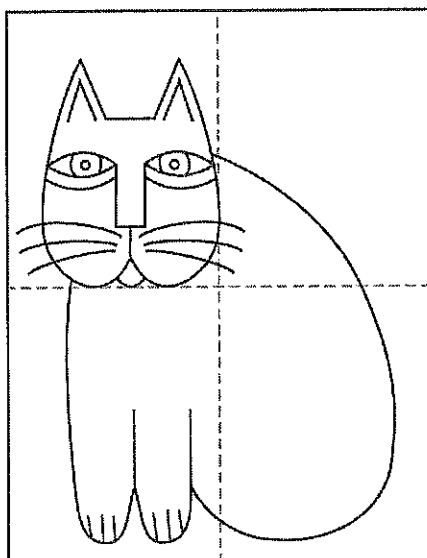
4. Finish face with whiskers.




5. Draw the curved back.



6. Finish the front shape.



7. Extend leg lines. Add claws.







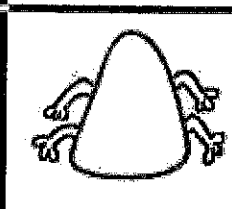

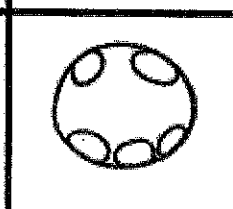

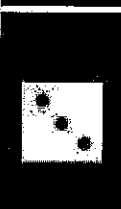


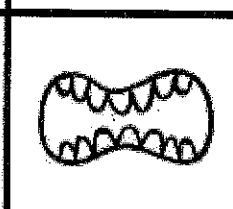
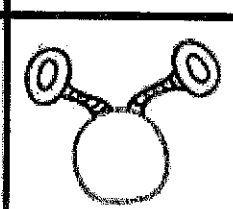
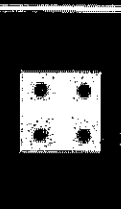

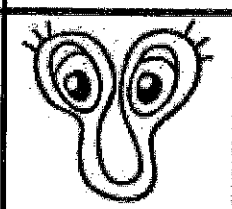

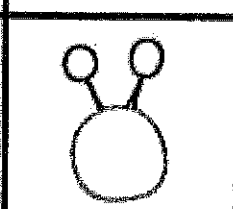


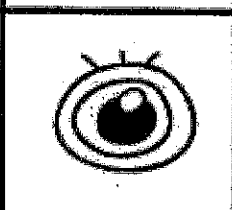









8. Add a tail in the back.



9. Trace and decorate with markers.

Monsters

	1st Roll	2nd Roll	3rd Roll	4th Roll
	Bodies	Eyes and Noses	Mouths	Hair and top stuff
				
				
				
				
				
				

Materials: paper

Crayons or markers/pencil

1 Dice

Directions:

Roll the dice. The first roll will choose the body shape for your monster.

Continue rolling until you have drawn your monster.

3rd Grade/Art/Sweeney

April 6-17

Texture Rubbings

Materials: crayons

Paper

Directions:

Look around to find different texture materials.

Place your paper on top of the object and rub your crayon on top. This rubbing creates texture.

Find at least 5 different textures, rub with a different color filling the paper.

Turn paper over and draw an outline of an animal. You may look at coloring books or online to draw your shape.

Cut it out.

You may add a little detail such as eyes and a mouth with crayon.

Weeks of April 6-17, 2020

April Lee

Hello, Parents! I miss making music with your young ones, but with these activity sheets come my warmest wishes, best virtual hugs, and hopes for a brighter tomorrow! With the holiday coming up and the warmer weather, I think we're well on our way!

Students will need their hands, scissors, paper, and glue (or tape) to complete choice #1. If those supplies are not available, simply write out the rhythms with the candy bar names under them to create their own Candy Bar Rap. For choice #2, students will need crayons, colored pencils, or markers.


Their work is due April 17th. Why two weeks? Because one week they should do Art and the other Music. But if they have work done they wish to return with their other school work on April 13, that's great!

My "office hours" are from 10:00 a.m. to noon on Mondays, Wednesdays, & Thursdays, but you can email me anytime with questions or concerns at april.lee@oakland5.org.

Class	Choice 1	Choice 2	Choice 3 (Enrichment)
3rd Grade Music	Candy Bar Rhythms	Easter Coloring Sheet	Find a 3rd grade activity on the Lake Crest Music group on Facebook and send Mrs. Lee a picture or a video.

Practice clapping the rhythms. After you have mastered each one, cut them apart and put them in a different order to create your own Candy Bar Rhythm Rap.


To turn this in for a grade, glue or tape them down on a separate piece of paper in your new order and give them a title (like "The Happy Candy Bar Rap"). Be sure your name and grade level (3rd grade, 4th grade, etc.) are at the top of the paper. (Hints: One candy bar rhythm uses its brand name in the rhythm "Nestle..." and another doesn't use all of the words --- don't say "cups.")



Two eighth notes.




Two eighth notes beamed together, followed by two eighth notes.



Two eighth notes beamed together, followed by a quarter note.



Quarter note, eighth note, eighth note beamed together, quarter note, eighth note, eighth note beamed together.



Quarter note, eighth note, eighth note beamed together, quarter note, quarter note.




Quarter note, eighth note, eighth note beamed together, quarter note.



Pg 2





KitKat
CRISP WAFERS
IN CHOCOLATE




HERSHEY'S
Mr. Goodbar
PEANUTS IN MILK CHOCOLATE



Twix
Chocolate • Caramel • COOKIE BARS



Reese's
Oh Henry!
Peanut Butter
Peanut Butter
Peanut Butter
Peanut Butter









M&M'S
PEANUT



3 Musketeers
Whipped Up, They're Cascading in Creamy Bliss





QUARTER NOTE - GREEN		QUARTER REST - ORANGE	
HALF NOTE - WHITE		HALF REST - PURPLE	
WHOLE NOTE - PINK		WHOLE REST - YELLOW	